

# FIMBEL® DESIGNER'S CHOICE COLLECTION

# *Amarr*®

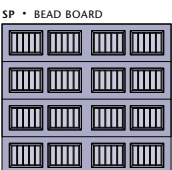


Design and energy efficiency make the Designer's Choice doors popular models. With triple-layer construction, a thermal seal, and superior insulation R-value of 19.40 or 14.46, these durable, low-maintenance doors give you the ultimate in quiet operation and energy efficiency.



Photos shown with optional decorative hardware or locks.

## PANEL DESIGN

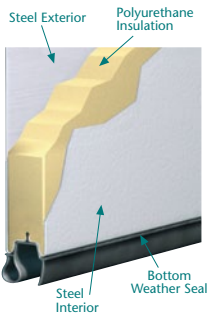


## ENERGY EFFICIENCY

DC-500	DC-400
R-VALUE	R-VALUE
19.40	14.46

# FIMBEL DESIGNER'S CHOICE COLLECTION

## Construction



### STEEL

#### Triple-Layer: Steel + Insulation + Steel

For the toughest, most energy-efficient steel door, Fimbel Designer's Choice triple-layer doors include the ultimate in thermal properties, plus a layer of steel for a finished interior look and added durability.

- Heavy-Duty Exterior and Interior Steel
- Durable, Reliable, Low Maintenance
- Environmentally Safe Polyurethane Insulation
- Superior Energy Efficiency
- Extra Quiet Operation

## Specifications

	DESIGNER'S CHOICE DC-400	DESIGNER'S CHOICE DC-500
<b>PANEL DESIGN</b>		
Bead Board	•	•
<b>CONSTRUCTION</b>		
Steel + Insulation + Steel	•	•
<b>DOOR THICKNESS</b>	1 3/8" (3.5cm)	2" (5.1cm)
<b>INSULATION</b>	Polyurethane	Polyurethane
<b>R-VALUE</b>	14.46 <sup>1</sup>	19.40 <sup>1A</sup>
<b>WOODGRAIN EXTERIOR TEXTURE</b>	•	•
<b>END STILES</b>		
Painted	•	•
<b>THERMAL SEAL</b>	•	•
<b>BOTTOM WEATHER SEAL</b>	•	•
<b>DECORATIVE WINDOW OPTIONS</b>	•	•
<b>WINDOW GLASS OPTIONS</b>		
3/32" Single Strength	•	•
Insulated Glass	•	•
Obscure Glass	•	•
<b>EXTERIOR COLOR OPTIONS</b>		
True White	•	•
Almond		• <sup>3</sup>
Sandtone		• <sup>3</sup>
Brown		• <sup>3</sup>
<b>PAINT FINISH WARRANTY<sup>2</sup></b>	Lifetime	Lifetime
<b>HARDWARE WARRANTY<sup>2</sup></b>	5 Years	Lifetime

<sup>1</sup> Calculated door section R-value is in accordance with DASMA TDS-163.

<sup>2</sup> For complete warranty details, visit [amarr.com](http://amarr.com) or contact your local Amarr dealer.

NOTE: Optional door locks and various heights and widths are available thru your local garage door dealer.

<sup>1A</sup> Based upon independent laboratory test results.

<sup>3</sup> Available only in 8', 9', 10', 16', or 18' widths.



165 Carriage Court  
Winston-Salem, NC 27105

800.503.DOOR  
[www.amarr.com](http://www.amarr.com)

Your Local Amarr Dealer:

Phoenix Garage Doors Toronto  
905 836 0727, 416 241 9265  
[sales@phoenixgaragedoors.ca](mailto:sales@phoenixgaragedoors.ca)



Amarr and Fimbel are registered trademarks of Amarr Company, North Carolina, U.S.A.

## Options

### DECRATRIM WINDOW INSERTS

#### CLEAR (C)



#### STOCKTON (20)



#### CATHEDRAL (22)



#### MOONLITE (24)



#### WAGON WHEEL (26)



#### THAMES (30)



#### FULL SUNRAY (28)



#### OBSCURE (O)



#### PRAIRIE (21)



#### CASCADE (23)



#### WATERFORD (25)



#### SUNRAY (27)



#### ARCHED THAMES (31)



### DECRAGLASS™ WINDOWS

#### PRAIRIE V-Shaped Bevel (50)




#### RIVIERA Frosted w/ V-Shaped Bevel (53)



#### WICHITA (61)



#### ALLEGRO (63)



#### TEMPO (65)



#### ARABESQUE (67)




#### CHALET Brass Caming (52)



#### HEARTLAND (60)



#### HARVEST (62)



#### METRO (64)



#### ROSETTE (66)



#### TRELLIS (68)



### COLORS

Actual paint colors may vary from samples shown.



Fimbel steel doors arrive pre-painted; for custom colors, exterior latex paint must be used. Visit [amarr.com](http://amarr.com) for instructions on painting.

\*Available only in 8', 9', 10', 16', or 18' widths for DC-500.

### DECORATIVE HARDWARE & LOCK

#### ALUMINUM Aluminum hinges with clavos not recommended for arched openings.



#### STAMPED STEEL

